

CHARLESTON

SOUTH CAROLINA COUNTY PROFILE



2018 Teen Birth Rate

TEEN BIRTH RATE AGES 15-19



2017 Rate = 13

COUNTY RANKING



2017 Rank = 46

DECREASE SINCE 1991



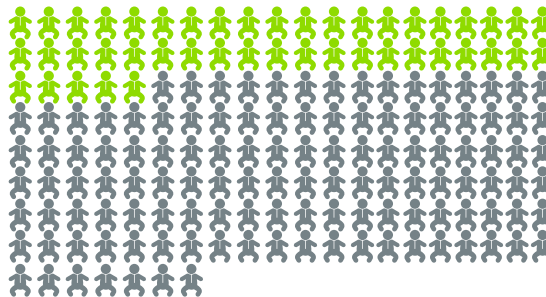
IN SOUTH CAROLINA

♀ 39%
OF HIGH SCHOOL STUDENTS
HAVE EVER
HAD SEX

👁️ 51%
OF SEXUALLY ACTIVE
HIGH SCHOOL
STUDENTS
USED A
CONDOM
AT LAST SEX

2018 Teen Birth Numbers

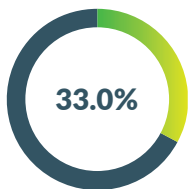
| | | |
|------------------------------|---|------------|
| BIRTHS TO 15-17 YEAR OLDS | = | 45 |
| BIRTHS TO 18-19 YEAR OLDS | = | 122 |
| TOTAL BIRTHS 15-19 YEAR OLDS | = | 167 |



Total number of births to South Carolina teens (ages 15-19) = 3,480.

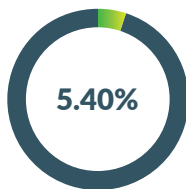
Community Well-Being

Women in Need of Publicly-Funded Family Planning Services



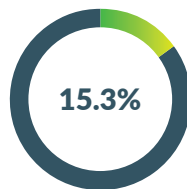
County Rank* 31

Teens Not Enrolled in School and Not Working



County Rank* 41

People Living in Poverty



County Rank* 40

Sexual Health

Gonorrhea
Ages 15-19

| | |
|--------------------|-----|
| Cases | 185 |
| Rate (per 100,000) | 827 |

County Rank* 29

Chlamydia
Ages 15-19

| | |
|--------------------|--------|
| Cases | 674 |
| Rate (per 100,000) | 3013.1 |

County Rank* 32

*Ranking Range = 1 (Worst) - 46 (Best), Data sources available at FactForward.org/statistics